

MX24 DSP Enabled Console Switching System

Choose your MX24 Version

Not a Dante user? No AES requirements? Don't need to switch between 3 consoles? There are two MX24 versions that are better suited to your needs.

Both versions have analogue I-O as standard, along with the stereo line input and microphone input.

Just compare the versions in the table here, which also includes the MX36 for reference.


Features marked "Opt." are factory fit options.

	MX36	MX24-A	MX24-D
Main Console Selects	3	2	2
Stereo Line In	Yes	Yes	Yes
Mono Mic In	Yes	Yes	Yes
4 x Dante Out	Yes		Yes
4 x AES Out	Yes	Yes	
4 x Analogue Out	Yes	Yes	Yes
Dante In	3 x 4		2 x 4
AES In	3 x 4	2 x 4	
Analogue In	3 x 4	2 x 4	2 x 4
AES Wordclock Out Sync	Yes	Yes	
Dual Redundant PSU	Yes		
Parallel/Cascade Modes	Yes		



MX24-D - Analogue + Dante

MX24-A - Analogue + AES



Specifications

Analogue Inputs:

Consoles A/B

2 x 4, 24-bit, 96kHz conversion; max input level +21.5dBu; dynamic range typ. 116dB

Background Music (Stereo Line)

Stereo unbalanced 3.5mm front panel jack, 2 x rear panel balanced XLR (in parallel)

24-bit, 96kHz conversion; variable gain -INF to +20dB; max input level +21.5dBu

Microphone

Mono balanced front panel XLR, rear balanced XLR (in parallel)

24-bit, 96kHz conversion; variable gain -50dB to +50dB; 48V phantom power; EIN (150R) -127dBu

AES Inputs [MX24-A]:

2 x [2+2], with individual pair sample rate conversion

Dante Inputs [MX24-D]:

2 x 4, global sample rate (48k/96k)

Analogue Outputs:

4 x balanced XLR, max output +21.5dBu; Analogue In-Out THD+N typ. <0.002%; dynamic range typ. 114dB

AES Outputs [MX24-A]:

2 x 2, 48kHz or 96kHz (native) internal word clock, or sync to optional external BNC word clock

Dante Outputs [MX24-D]:

1 x 4, global sample rate (48k/96k)

Copyright XTA Electronics Ltd. 2020
 XTA Electronics Ltd., The Design House, Vale Business Park, Worcester Road,
 Stourport-on-Severn, Worcestershire, DY13 9BZ. Registered in England: 2735913
 Due to continuing product improvement, all specifications subject to change.



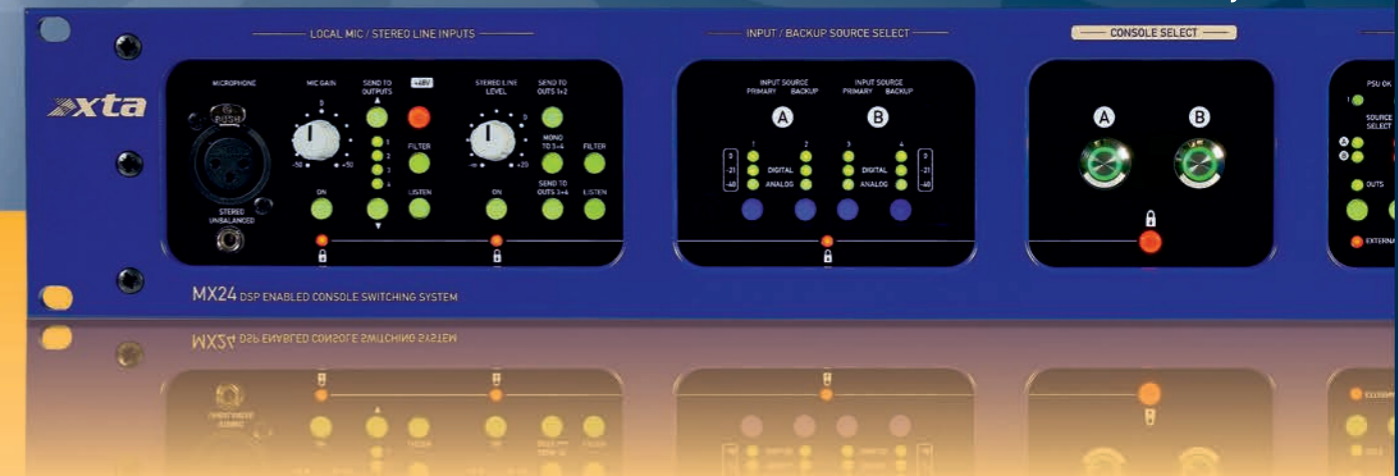
MX24 DSP Enabled Console Switching System

2 x Sets x 4 Input Channels
 4 x Analogue + 4 x Digital Inputs per Set
 Fully Automatic Redundancy/Failover of Inputs

4 x Outputs (Analogue/AES or Analogue/Dante simultaneously)

Local Stereo Line + Mic Pre

Monitor Every Line



CONSOLE SWITCHING with REDUNDANCY

The MX Series from XTA



www.xta.co.uk



MX24 DSP Enabled Console Switching System

Clever Simple Quick Easy

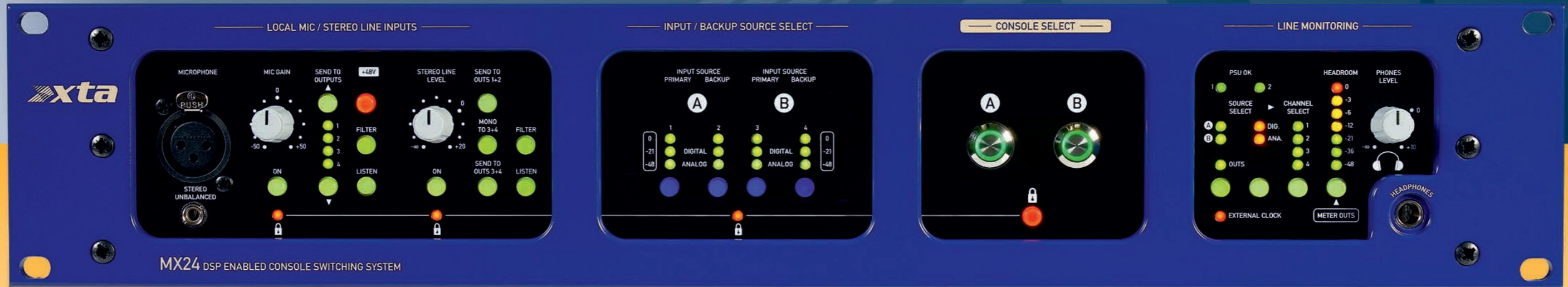
When you need to ensure that the show goes on no matter what happens, you need backup. You need a way to automatically switch to your backup if the signal path drops out. You need the ability to accommodate different sample rates on any input. To perform this across not just stereo pairs, but four channels simultaneously. With no software, no PC and definitely no way for this to be tampered with.

The MX24 is the solution. It handles four simultaneous inputs across two source types (analogue, and AES or Dante - 16 individual inputs) and even when you're not monitoring a source it will be. It will be checking the signal integrity and will auto-select your backup source seamlessly if anything fails.

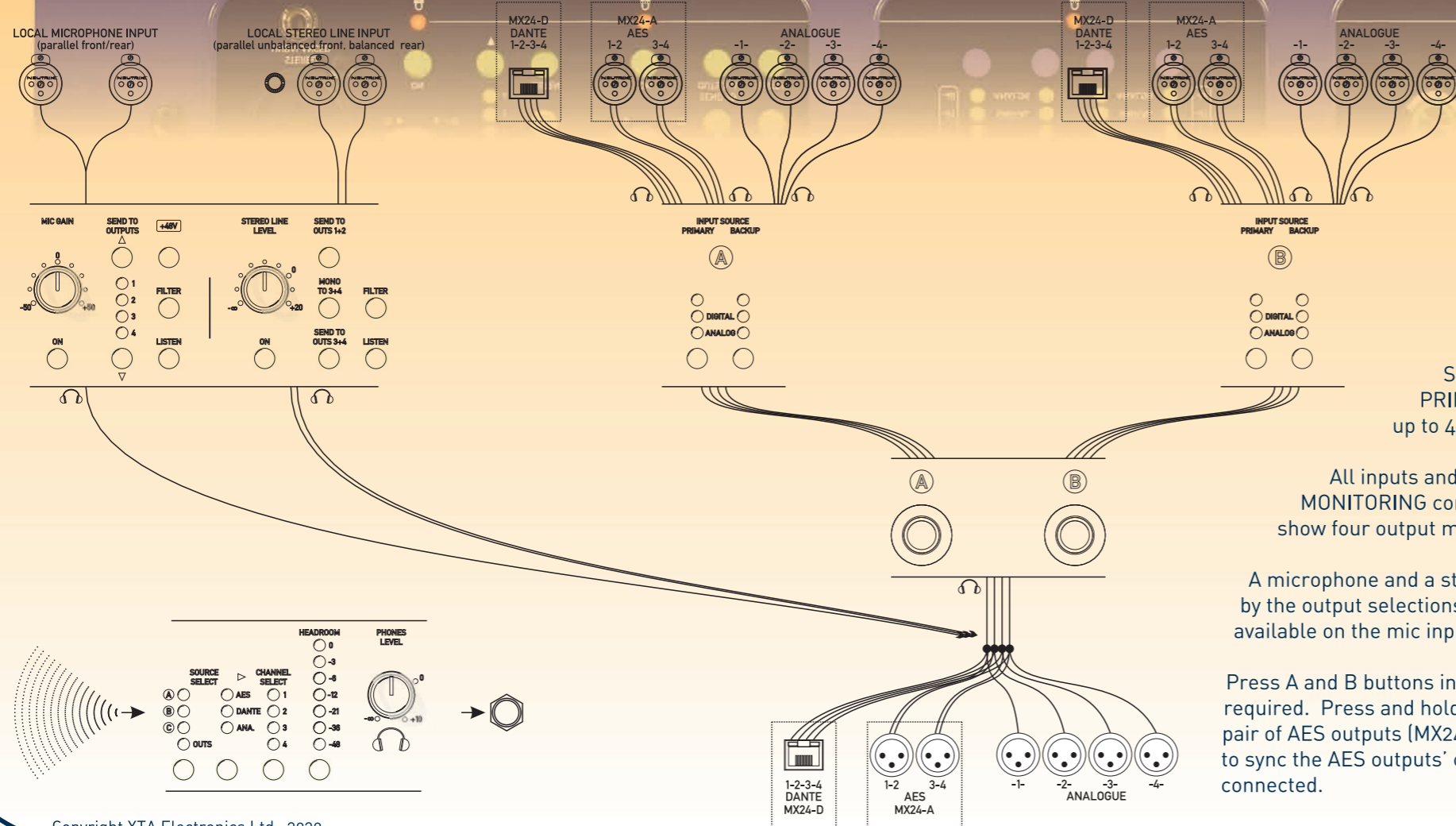
All you have to do is press A, or B to choose what's routed to the four outputs (again all available in analogue, AES or Dante flavours simultaneously with the option for external sync on AES version).

Feed in a stereo source direct to the MX24 for background music and a mic for announcements. Plug in some headphones and monitor every individual feed from any source, plus check what's on the outputs.

Once you're happy, lock it all down and walk away, safe in the knowledge that the MX24 will keep the music playing, with optional dual redundant power supplies, and XTA's 25+ years of DSP knowledge ensuring your audio is treated with kid gloves through the best audio conversion.



Signal Paths, Switching and Monitoring Points



ALL you need to know to operate the MX24

Each set of four channels has 96k analogue to digital conversion, plus either AES inputs with individual sample rate conversion from 32k up to 192k per input pair (MX24-A) or four Dante inputs (MX24-D) are supported that are subscribed (via Dante Controller) from your required source feeds.

The priority and type (analogue or digital) of the input sources is chosen for each set using the INPUT/BACKUP SOURCE SELECT buttons for each of banks A or B.

On an MX24-D, if a Dante subscription is removed or the network is lost, the unit will switch to the analogue inputs. On an MX24-A, if AES is lost on either XLR then the unit will switch to the analogue (on a 4 channel basis to maintain latency timings).

If Analogue is chosen as Primary then no backup source can be selected. LEDs in the Source Select section will flash if a source is lost. Failover can also be disabled, and the PRIMARY SOURCE buttons used to switch between the 2 source types for manual switching of up to 4 x 4 channel sources.

All inputs and overall output channels can be monitored on headphones with metering using the LINE MONITORING controls. Press METER OUTS button to swap the LEDs in the SOURCE SELECT section to show four output meters.

A microphone and a stereo source (via the front or rear) can be routed to the chosen output channels as defined by the output selections in the Local Mic / Stereo Line Inputs section when ON is pressed. 48V phantom power is available on the mic input, and the FILTER button inserts high pass and clarity EQ when pressed.

Press A and B buttons in the CONSOLE SELECT section to route the set to the outputs - they can be summed if required. Press and hold the Padlock to lock out all essential keys. Outputs are fed to four analogue outputs, a pair of AES outputs (MX24-A) and four Dante network outputs (MX24-D) simultaneously. There is a rear panel BNC to sync the AES outputs' clock (MX24-A) with an external source, and the LED on the front shows when this is connected.