

DATASHEET

PAN 2-LINE CCU 4/4

CENTRAL CONTROL UNIT  
PAN 2-LINE MASTER UNIT



The **Pan 2-Line CCU 4/4 - Central Control Unit** is the master unit of a Pan 2-Line system. The CCU 4/4 offers four Pan 2-Line connectors for a two-line system with any polarity. Each Pan 2-Line output has its own audio input.

The Pan 2-Line technology permits to use two-wire cables such as loudspeaker cables or cables of an existing 100 V installation for the transmission of audio and control data and the power supply.

The connected Pan 2-Line loudspeakers are configured via the Pan Beam Setup software. A PC with installed Pan Beam software can be connected via the USB (B) port on the front.

A preset selector on the front permits to recall settings stored in the connected Pan 2-Line devices.

On the rear, there are four 2-pin Pan 2-Line connectors and a D-Sub connector for connecting a media controller via RS232 or RS485.

The Pan 2-Line CCU is designed, developed and manufactured by Pan Acoustics according to strict criteria and with high-quality materials.

Illustration in colour option, see mechanical properties

EQUIPMENT / OPTIONS



See last page for explanation of the symbols.

APPLICATIONS

Churches, mosques, museums, heritage sites, train stations, airports, sports facilities, legislative buildings, conference rooms, lecture halls, shopping centres, A/V presentation rooms, structured cabling

FEATURES:

High efficiency, integrated protection circuits, remote monitoring, protection against polarity reversal and short circuiting.

All **Pan 2-Line** devices are designed, developed and manufactured in Germany by Pan Acoustics from high quality materials and according to strict criteria.



#### TECHNICAL SPECIFICATIONS CCU 4/4

**Conformity with USB 1.1, 2.0, 3.0**

**Automatic RS485 data flow control**

**Driver installation via Pan Beam Setup software**

**USB (B) port for PC connection**

**Balanced audio input for each Pan 2-Line output (+4 dBu) + ground lift switch**

**Status LED for USB power supply (green)**

**Status LED for data transfer / error signal**

**Preset selector for up to five presets**

**RS232 / RS485 serial port for media controller connection**

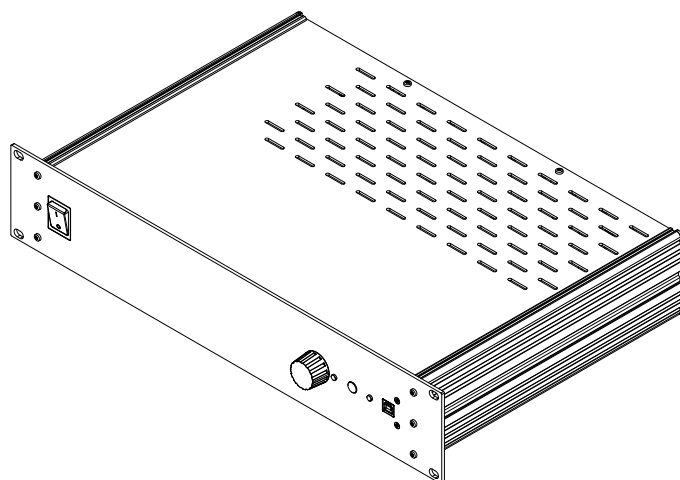
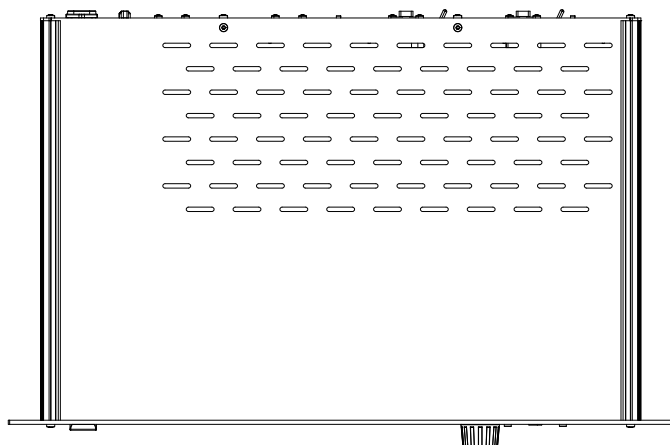
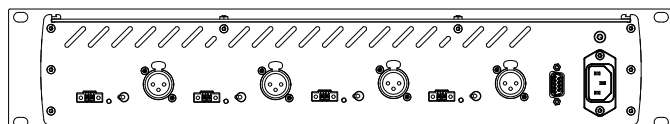
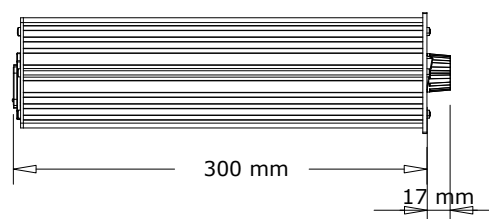
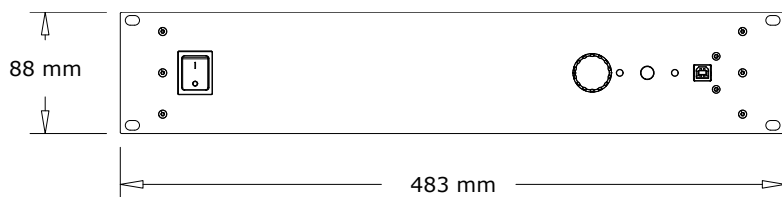
**Four Pan 2-Line outputs (Phoenix) – up to 2 x 200 watts per two-line system**

**Max. cable length per Pan 2-Line line up to 500 m, depending on cable type (e.g. JY(ST)Y 2 x 0.8 mm<sup>2</sup>)**

**Short-circuit fault indicator**

**Power supply CCU - 230 or 110 volts (+5/-10%), 50 Hz to 60 Hz**

**TECHNICAL DRAWING CCU 4/4**





## EQUIPMENT / OPTIONS AT A GLANCE - PAN 2-LINE SERIES



### Customised painting/colouring

within the RAL colour range. Other colour ranges such as RAL design, Pantone, etc. are available on request.



**Accessories** such as wall, tripod and ceiling mounts, different interfaces, connection cables, weather protection hoods and connection sets are available.



### Looks good, sounds good.

Pan Acoustics' products are defined by natural sound and attractive design.



**Made-to-measure enclosure** of the loudspeaker is possible. The enclosure dimensions of the Pan Beam series can be customised.



### Pan Net (2-Line)

Pan Acoustics' proprietary control and monitoring protocol.



### Ball impact resistance

Some equipment features cannot be combined. For information about which features can be combined with each other, please send an e-mail to [sales@pan-acoustics.de](mailto:sales@pan-acoustics.de).

## Our quality promise

**Pan Acoustics** stands by its products and gives up to **10 years warranty** on its loudspeakers for any material or manufacturing defects. New products manufactured in accordance with protection classes IP54 and IP65 as well as digital audio interfaces (Dante®) from Audinate Pty Ltd and rechargeable batteries are excluded from the 10-year warranty. A warranty period of 3 years is granted for loudspeakers in accordance with protection classes IP54 and IP 65.

