





①



②

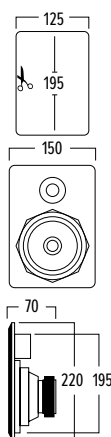


RE2040

With an almost frameless grill of 1 millimetre and a thickness of just under 5 millimetres, this loudspeaker gives short shrift to modern-day standards. The titanium driver with neodymium magnet and patented® suspension allows you to point it in any desired direction. The Intiimi series purifies the signal from the amplifier via an advanced separation filter and a correction filter. The front plate and basket are moulded from one piece which helps reduce resonance. You can build the RE2040 into a ceiling, but also into a wall. Almost imperceptibly flat, you can even paint over it without a problem.

- ① swivel tweeter in an acoustic shell
- ② manual treble control

DIMENSIONS



TECHNICAL SPECIFICATIONS

range	<40m ²
system	2-way
woofer	4" neodymium
tweeter	1" neodymium titanium dome
amp power	20 - 120W (recommended)
sensitivity	84dB
impedance	4 - 8Ω
frequency range	60Hz - 20kHz
dim. cut-out (h x w)	195 x 125mm
dimensions (h x w x d)	220 x 150 x 70mm
weight / piece	1.2kg
composition	ABS / metal grill
colour	white
features	paintable grill
options	acoustic kit (KITRE1) flush mount kit (FLKIT RE2040)



At home or at the office? The RE2040 was developed to be an allrounder, but no matter what, it always provides top performance.

