

ELEMENTS 115 SUB D

NETWORKED AUDIO PRECISION >

15"-System subwoofer

Part number: 1007846

ELEMENTS brings together all the benefits of modern line-array technology in slim columnar mid/high units which can be scaled depending on the application and ensure remarkable speech intelligibility and transparent sound.

The ELEMENTS E 115 Sub D combines the ease of handling and the long range of the ELEMENTS series with the outstanding sound characteristics and full network control of the DSP platform that is so familiar from the LINEAR 7.

The subwoofer is compatible with existing ELEMENTS mid/high units, making it suitable for professional sound applications and installations.

The ELEMENTS series can be digitally controlled via the network-compatible ELEMENTS E 115 Sub D. A wide range of DSP options are available to also control up to three E 835 mid/high units, which are supplied via the subwoofer's integrated power amplifier.

The ELEMENTS E 115 Sub D has a balanced XLR jack combo input, an analog Thru and a Cardioid output. A LINEAR SUB 1500 A subwoofer can be connected directly to this Cardioid output as a bass extension, allowing a perfect Cardioid setup to be configured quickly and easily - without the need for any calibration or calculation.

Features

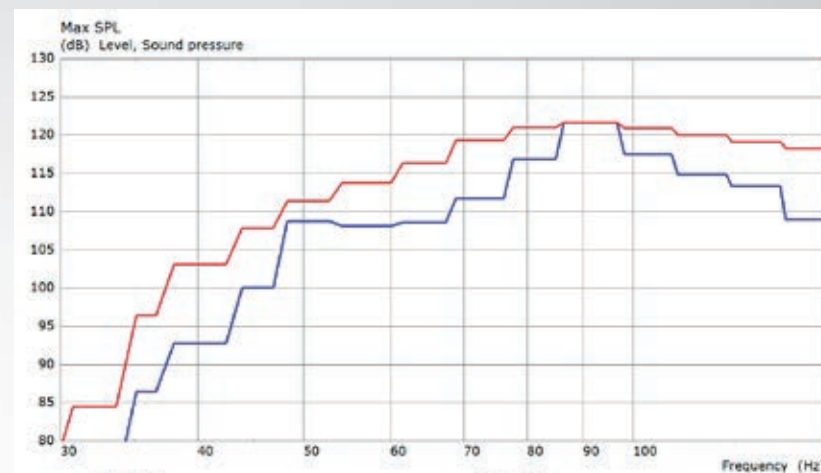
- Powerful 15" system subwoofer with separate power amplifiers for bass and up to three E 835 mid/high units
- Integrated, network controllable DSP with 4 presets and Plug'n'Play Cardioid Out
- Full control over all functions, EQ, limiter, delay, presets etc.
- HK Audio DSP CONTROL software for full compatibility with LINEAR 7
- Subwoofer can be expanded with the LINEAR SUB 1500 A, also as a Cardioid setup
- Perfect expansion for existing ELEMENTS users thanks to compatibility with E 835/435 and the EP 1/2 and EF 45 accessories
- Extremely simple handling: even a large Cardioid setup with two 15" basses and three E835s can be transported in a car and set up by a single person
- Elegant design: whenever maximum sound with minimum visual obtrusiveness is required, the ELEMENTS series and the E 115 Sub D are the perfect solution



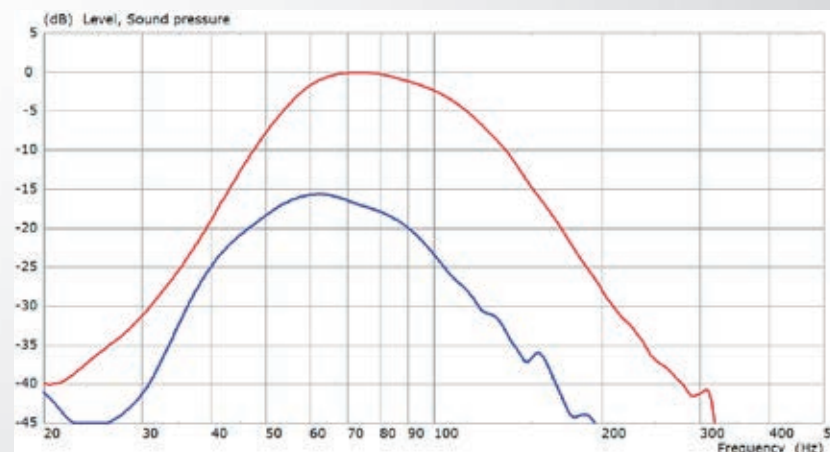
ELEMENTS 115 SUB D

Technical data

Elements 115 SUB D	
Max. SPL @ 10 % THD	125 dB, @ 90 Hz, half space
Max. SPL Peak @ 10 % THD	128 dB, 40 Hz - X-Over, half space
Frequency response +/-3 dB	48 Hz - X-over
Frequency response -10 dB	44 Hz - X-over
Power amplifier output Bass	1500 W
Power amplifier output column	900 W
Amplifier type	Class D
Woofer	1 x 15"
Active x-over frequency	160 Hz
Analog inputs	1x XLR combo balanced
Analog Thru	1x XLR balanced
Cardioid output	1x XLR balanced
Network port	Ethercon RJ45, 1x In, 1x Thru
Filter presets	1x E 835, 2x E 835, 3x E 835, Remote
Remote software	DSP CONTROL (Windows, Mac OS)
DSP functions	Fully parametric 10-band EQ with variable filter characteristics, High-Pass Filter, Low-Pass Filter, Polarity, Level, Delay, Limiter, Mute
Sample rate	96 kHz
System latency	Less than 2.6 ms
Mains connection	1x Powercon NAC3 In, 100-240 V
Speaker outputs	1x E-Connect, 1x Speakon
Power consumption	1 A / 100-240 V nominal according to EN 62368-1
Carrying handles	2x MultiGrip
Housing	MDF
Finish	Water-based paint, black
Front grille	2 mm metal grille backed with black acoustic foam
Dimensions (WxHxD)	48.5 x 48.5 x 59.5 cm
Weight	29.6 kg



Max. SPL
(blue= 3% THD, red= 10% THD)



Frequency response
(blue= Monitor, red= Flat, green= Lowcut)

Accessories



E 435

Part number: 1006601

The mid/high unit with four 3.5" aluminum profile full-range speakers ensures extremely homogeneous sound dispersion and extraordinarily natural reproduction of voices and instruments thanks to the line-array technology used. It can be quickly and easily connected to other elements via E-Connect.



E 835

Part number: 1007081

The E 835 mid/high unit is equipped with eight 3.5" full-range speakers and has a power rating of 300 watts with 8 ohms impedance. It can be combined with E 435 mid/high units without any problems, as the technical and acoustic construction is identical. The use of E 835 mid/high units reduces the installation effort for larger setups and increases flexibility.



ELEMENTS E 435 Install Kit

Part number: 1007075

The Install Kit has been specially developed to allow the ELEMENTS series to be installed simply and unobtrusively. It consists of two modified E 435 mid/high units including mounting brackets, and can be extended with up to two E 835s or four E 435s. It can be adjusted horizontally on the mounting brackets by 180° and secured quickly and easily using the two hexagon socket screws supplied.



LINEAR SUB 1500 A

Part number: 1007549

As a 15" bass reflex subwoofer, the LINEAR SUB 1500 A is the ideal addition to the ELEMENTS E 115 Sub D. Thanks to the pre-configured cardioid output on the ELEMENTS E 115 Sub D for the LINEAR SUB 1500 A, cardioid setups are guaranteed to be quick and easy to configure.



EP 1 / EP 2

Part number: 1006604 / 1006668

Thanks to E-Connect and the internal signal routing, the infinitely adjustable and wireless mounting poles offer the option of bringing even smaller lines of mid/high units up to the desired working height.

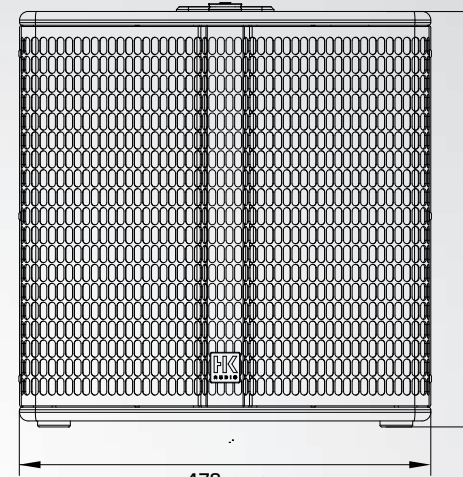


ELEMENTS E 115 Sub D Cover

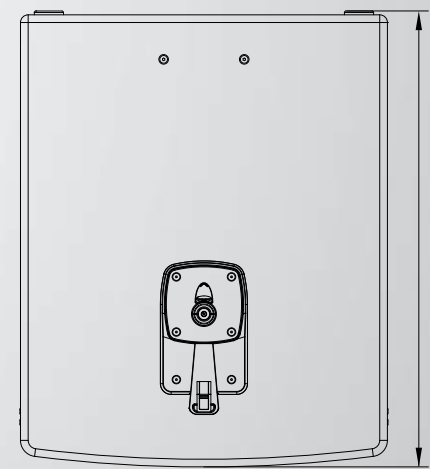
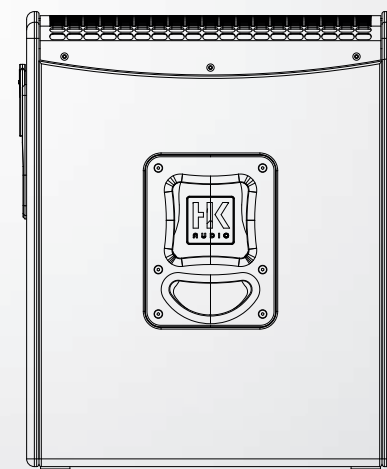

Part number: 1007912

The padded cover for the E 115 Sub D system bass offers protection during transport and can also be used with transport rollers mounted.

ELEMENTS 115 SUB D



493,15 mm



594 mm

Simulation and CAD files, tender specifications, certificates and much more can be found at www.pro.hkaudio.com